

Cat[®] Compact Equipment Rubber Track Guide




The right tracks for your equipment.


Compact Track Loader (CTL)
Mini Hydraulic Excavator (MHE)
Multi Terrain Loader (MTL)



Compact Track Loader



Heavy Duty Bar



Heavy Duty Block



General Duty

Rubber tracks can account for up to 50% of the Compact Track Loader's expected maintenance costs during the first 3 years* of operation. Cat® steel-embedded rubber tracks are specifically engineered for maximum durability across all types of challenging applications. This means more jobsite uptime and a lower cost-per-hour.

- Cat Heavy Duty Bar rubber tracks deliver a lower ground disturbance solution, making it a great fit for all types of finish-grade work. The bar-style rubber track tread offers extra traction above the block tread when operating in snow or soft underfoot conditions.
- Cat Heavy Duty Block rubber tracks deliver a rugged, all-purpose solution suitable for machines working in high impact and high abrasion production-style applications.
- Cat General Duty Zig-Zag rubber tracks are designed for the cost-conscious customer. The zig-zag tread pattern is suitable for a variety of medium to low impact applications and optimal traction for snow conditions.



*Costs based on regular maintenance schedule outlined in Operation and Maintenance Manual and 500 hours a year / 1500-hour average track life.

RUBBER TRACK OFFERINGS

Machine Model	Machine Series	Track Part Number	Track Size - Width x Pitch x Lug Count mm (in)	Description
239, 249	D, D3	592-5444	320x86x49 (12.6x3.4x49)	320 mm (12.6") Heavy Duty Block Track
		561-5496	400x86x49 (15.7x3.4x49)	400 mm (15.7") Heavy Duty Bar Track
259	B3, D, D3	592-5445	320x86x53 (12.6x3.4x53)	320 mm (12.6") Heavy Duty Block Track
		592-5827	400x86x53 (15.7x3.4x53)	400 mm (15.7") Heavy Duty Block Track
		561-5498	400x86x53 (15.7x3.4x53)	400 mm (15.7") Heavy Duty Bar Track
		584-7121	320x86x53 (12.6x3.4x53)	320 mm (12.6") General Duty Track
		593-2029	400x86x53 (15.7x3.4x53)	400 mm (15.7") General Duty Track
279/289	C2, D, D3	593-1012	450x86x56 (17.7x3.4x56)	450 mm (17.7") Heavy Duty Block Track
		592-5828	400x86x56 (15.7x3.4x56)	400 mm (15.7") Heavy Duty Block Track
		584-7123	450x86x56 (17.7x3.4x56)	450 mm (17.7") General Duty Track
		592-5441	450x86x56 (17.7x3.4x56)	450 mm (17.7") Heavy Duty Bar Track
	C	592-5830	450x86x56 (17.7x3.4x56)	450 mm (17.7") Heavy Duty Block Track
		592-5829	400x86x60 (15.7x3.4x60)	400 mm (15.7") Heavy Duty Block Track
		584-7124	450x86x60 (17.7x3.4x60)	450 mm (17.7") General Duty Track
		561-5500	450x86x60 (17.7x3.4x60)	450 mm (17.7") Heavy Duty Bar Track
299	C, D, D XHP, D2, D2 XHP, D3, D3 XE	592-5830	450x86x60 (17.7x3.4x60)	450 mm (17.7") Heavy Duty Block Track
		592-5829	400x86x60 (15.7x3.4x60)	400 mm (15.7") Heavy Duty Block Track
		584-7124	450x86x60 (17.7x3.4x60)	450 mm (17.7") General Duty Track
		561-5500	450x86x60 (17.7x3.4x60)	450 mm (17.7") Heavy Duty Bar Track

Mini Hydraulic Excavators



Heavy and General Duty



Rubber Pad

The Cat mini hydraulic excavator (MHE) tracks are engineered to provide optimal traction and durability in a variety of applications and underfoot conditions.

- **Heavy Duty:** Ideal for machines working in production-style applications where high hour accumulation is expected. Cat Heavy Duty tracks are built to handle the toughest applications.
- **General Duty:** Ideal for machines with lower hour utilization, older vintage machines, or where initial purchase price is a key factor in the purchasing decision.

Caterpillar also offers a variety of steel MHE tracks with rubber pads. Steel tracks provide the versatility of rubber track belts while allowing the debris to self-clear from the link assembly which reduces the overall wear on the sprocket and bushings. The rubber pads reduce machine vibration, leading to a smoother ride, less terrain damage, and improved operator comfort compared to traditional steel grouser shoes. Finally, steel tracks allow the customer to replace the individual rubber pads, if necessary, versus replacing an entire rubber track belt.


Machine Model	Machine Series	Pad Part Number	Description
305 CR, 305.5 CR	E2	163-7093	400 mm (15.7") Heavy Duty Pad
306 CR	2019, 2020	3B-4508	Washer/ 4 per Pad
		6V-8149	Nut (M12X1.75)/ 4 per Pad
308 CR	C, D, E, E2, 2018, 2019, 2020	170-4419	450 mm (17.7") Heavy Duty Pad
308 CR VAB	E2, 2018, 2019, 2020	095-0818	Washer/ 4 per Pad
		096-4876	Nut (M14X2)/ 4 per Pad

CAT MINI HYDRAULIC EXCAVATOR

RUBBER TRACK OFFERINGS

Machine Model	Machine Series	Track Part Number	Track Size - Width x Pitch x Lug Count mm (in)	Description
Less than 3 ton				
300.9	D, VPS	367-4063	180x37x72 (7.1x1.45x72)	180 mm (7.1") Heavy Duty Track
301.4	C	375-5039	230x33x96 (9.1x1.3x96)	230 mm (9.1") Heavy Duty Track
301.5	1998-2005	234-9368	231.5x48x62 (9.1x1.9x62)	231.5 mm (9.1") Heavy Duty Track
301.5	2018, 2019, 2020	535-9001	230x48x64 (9.1x1.9x64)	230 mm (9.1") Heavy Duty Track
301.5 CR	2002-2010	224-8503	230x48x70 (9.1x1.9x70)	230 mm (9.1") Heavy Duty Track
301.6	2000-2005	234-9369	231.5x48x66 (9.1x1.9x66)	231.5 mm (9.1") Heavy Duty Track
301.6	C	374-3462	230x96x35 (9.1x3.77x35)	230 mm (9.1") Heavy Duty Track
		588-1636	230x96x35 (9.1x3.77x35)	230 mm (9.1") General Duty Track
301.7	D	375-5039 (fixed)	230x33x96 (9.1x1.3x96)	230 mm (9.1") Heavy Duty Track
301.7 CR	D	390-2333 (extendable)	230x36x96 (9.1x1.4x96)	230 mm (9.1") Heavy Duty Track
301.7 CR	2018, 2019, 2020	535-9002	230x48x70 (9.1x1.9x70)	230 mm (9.1") Heavy Duty Track
301.8	2018, 2019, 2020			
301.8	C	374-3462	230x96x35 (9.1x3.77x35)	230 mm (9.1") Heavy Duty Track
		588-1636	230x96x35 (9.1x3.77x35)	230 mm (9.1") General Duty Track
302 CR	2018, 2019, 2020	521-4087	250x48x82 (9.8x1.9x82)	250 mm (9.8") Heavy Duty Track
302.4	D	390-2335	250x37x109 (9.8x1.45x109)	250 mm (9.8") Heavy Duty Track
302.5	C	374-3463	300x52.5x78 (11.8x2x78)	300 mm (11.8") Heavy Duty Track
		588-1650	300x52.5x78 (11.8x2x78)	300 mm (11.8") General Duty Track
302.7 CR	D	473-3014	300x52x82 (11.8x2x82)	300 mm (11.8") Heavy Duty Track
Greater than 3 ton				
303 CR	E	153-5982	300x52.5x84 (11.8x2x84)	300 mm (11.8") Heavy Duty Track
		588-1520	300x52.5x84 (11.8x2x84)	300 mm (11.8") General Duty Track
303 CR	C	382-3844	300x52.5x90 (11.8x2x90)	300 mm (11.8") Heavy Duty Track
303.5	C, D			
303.5 CR	E, E2	588-2816	300x52.5x90 (11.8x2x90)	300 mm (11.8") General Duty Track
304 CR	2002-2005	238-3231	400x72.5x72 (15.7x2.85x72)	400 mm (15.7") Heavy Duty Track
		588-1535	400x72.5x72 (15.7x2.85x72)	400 mm (15.7") General Duty Track
304 CR	D	344-8848	350x52.5x90 (13.7x2x90)	350 mm (13.7") Heavy Duty Track
304 CR, 304.5 CR XTC	E2	473-6511	350x52.5x90 (13.7x2x90)	350 mm (13.7") Heavy Duty Track
		588-3542	350x52.5x90 (13.7x2x90)	350 mm (13.7") General Duty Track
305 CR	2001-2005	238-3231	400x72.5x72 (15.7x2.85x76)	400 mm (15.7") Heavy Duty Track
		588-1535	400x72.5x72 (15.7x2.85x76)	400 mm (15.7") General Duty Track
305 CR, 305.5 CR	E2	527-2809	400x72.5x76 (15.7x2.85x76)	400 mm (15.7") Heavy Duty Track
306 CR	2019, 2020	588-2869	400x72.5x76 (15.7x2.85x76)	400 mm (15.7") General Duty Track
307	A, B	134-7697	450x42x82 (17.7x3.2x82)	450 mm (17.7") Heavy Duty Track
308 CR	C, D, E, E2, 2018, 2019, 2020	465-9223	450x81x78 (17.7x3.2x78)	450 mm (17.7") Heavy Duty Track
308 CR VAB	E2, 2018, 2019, 2020	588-2865	450x81x78 (17.7x3.2x78)	450 mm (17.7") General Duty Track

Multi Terrain Loader



General Duty

The Cat multi terrain loader (MTL) tracks are engineered to handle a variety of underfoot and operating conditions. The Cat General Duty MTL track offers an excellent balance of durability and performance for all applications where multi terrain loaders excel.

RUBBER TRACK OFFERINGS

Machine Model	Machine Series	Track Part Number	Track Size - Width x Pitch x Lug Count mm (in)	Description
247	A, B, B2, B3	420-9876	381x100x42 (15x4x42)	381 mm (15") General Duty Track
257	A, B, B2, B3, D, D3	420-9876	381x100x42 (15x4x42)	381 mm (15") General Duty Track
267, 277	A, B	420-9878	457x100x51 (18x4x51)	457 mm (18") General Duty Track
277	C, C2, D	420-9877	457x100x56 (18x4x56)	457 mm (18") General Duty Track
287	A, B	420-9879	457x100x56 (18x4x56)	457 mm (18") General Duty Track
	C, C2, D	420-9877		
297	C, D, D2, D2 XHP	420-9877	457x100x56 (18x4x56)	457 mm (18") General Duty Track

